

Animal Testing/NAMs - definitions (1)

Cordectomy

- is the surgical removal of both vocal cords, often for the purpose of preventing the animal (like a dog) from making any sound.



Gavage

- the administration of drugs or chemicals (like products) by force, typically through a tube leading down their throat into their stomach.



NAMs

Non-Animal Methods of testing.
(Happy and safe animals.)



Animal Testing/NAMs - definitions (2)

Cells

- Cells are the smallest and basic structures in all living things (like blood cells).



Pathogen

- an organism that can cause disease, such as viruses and bacteria.



Genetic modification

- is to change an animals' genetic material by adding, changing or removing certain DNA (which carries genetic information) sequences in a way that does not occur naturally.



Animal Testing/NAMs - definitions (3)

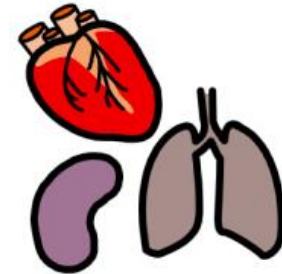
Inhalation

- animals are forced to breathe in toxic gases, that are harmful to them.



Organs

- are collections of tissues with important functions for our bodies. Your heart, brain, lungs and skin, are all organs.



Body tissue

- is made up of cells, which all work together inside your body.



Animal Testing/NAMs - definitions (4)


DNA

- a self-replicating material that is present in nearly all living organisms. It is the carrier of genetic information.



Transgenic animals

- are animals that have been bred to contain elements of two different species of animal, for research. Often deliberately created with genetic defects, which may cause the animal to suffer.



In Chemico

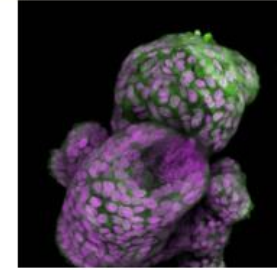
- refers to the use of abiotic (non-living) chemical reactivity methods as replacements for using animals.



Animal Testing/NAMs - definitions (5)

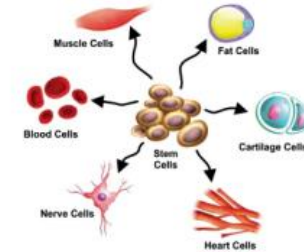
Organoids

- an artificially grown mass of cells or tissue that resembles an organ.



Somatic cells

- any cell of a living organism. They include cells that make up different parts of the body including liver cells, skin cells, and bone cells among others.



Animal toxicology

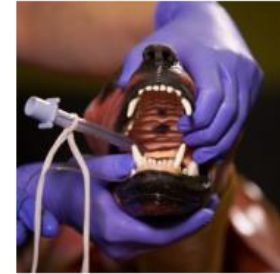
- animals used for the measurement and analysis of potential toxins, intoxicating or banned substances, and prescription medications.



Animal Testing/NAMs - definitions (6)

Human/canine
simulators

- are life-sized human and canine (dog) simulators that mimic how the body works, like respiration, heartbeat and pulse. They mimic human appearance and display symptoms and disease processes as they would in a real patient.



Cosmetic
testing

- Animals are subjected to poisons, shoved up their noses, forced down their throats, injected into their bodies, and drip-fed into their eyes. To test a finished product or the individual ingredients of a finished product.



Medical
imaging

- enables doctors to see inside the body and inside cells to screen, diagnose and stage diseases. Like X-rays, and scans that create images of inside the body.



Animal Testing/NAMs - definitions (7)

UK Biobank

- is a large-scale biomedical database and research resource, containing in-depth genetic and health information from half a million people in the UK.



Virtual
Screening

- is a computer technique used in drug discovery to search libraries of small molecules (a group of bonded atoms) to identify those structures which are most likely to bind to a drug.



Tox21

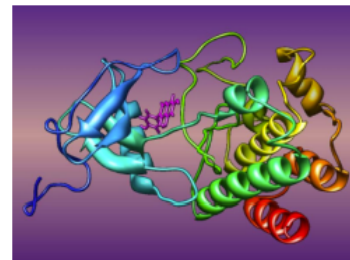
- is a group of several federal agencies to develop new ways to rapidly test whether substances are harmful to human health.



Animal Testing/NAMs - definitions (8)

In Silico

- refers to computer models that use methods such as databases, data analysis tools, data mining, machine learning, and network analysis tools.



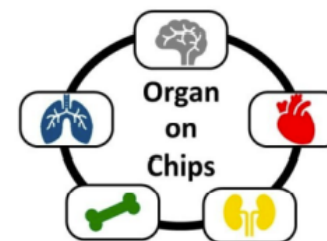
In Vitro

- describes something "in glass" such as a test tube or petri dish.



Organ on a chip

- These are systems containing engineered or natural miniature tissues grown inside microfluidic chips.



Animal Testing/NAMs - definitions (9)

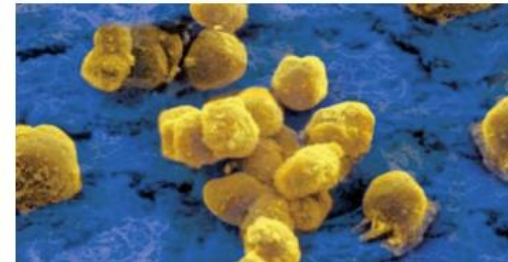
Micro-dosing

- Volunteers are given an extremely small one-time drug dose, and imaging techniques are used to monitor whether the drug reaches a tumour or how the drug acts in the human body, and how cancer cells in the human body respond to the drug.



3D tissue models

- developed for a variety of tissues including skin, liver, stomach, kidney, and lung, and mimic organ function, and offer insight into cell-to-cell interactions.



Human volunteers

- people that freely give up their time, and consent for human trials, including micro-dosing. It can include donated healthy or diseased tissue, from surgeries or after a person has died.

